

CHILDREN'S EDUCATION SOCIETY®
40, I PHASE, J P NAGAR, BANGALORE - 560 078

THE OXFORD COLLEGE OF ENGINEERING
10th Milestone, Bommanahalli, Hosur Road, Bangalore - 560068

BALANCE SHEET as at 31/03/2017

SOURCES OF FUNDS	Note	31/03/2017 Rs.	31/03/2016 Rs.
Capital Account	2	42,65,45,343	42,49,53,875
Secured Loans	3	-	1,40,44,157
Current Liabilities & Provisions	4	3,07,09,866	3,14,42,812
TOTAL		45,72,55,209	47,04,40,845

APPLICATION OF FUNDS	Note	31/03/2017 Rs.	31/03/2016 Rs.
Fixed Assets	5	39,19,90,839	43,86,21,703
Investments	6	1,68,24,127	1,67,67,355
Current Assets, Loans & Advances	7	1,18,54,490	84,05,880
Cash & Bank Balance	8	3,65,85,753	66,45,907
TOTAL		45,72,55,209	47,04,40,845

Significant Accounting Policies

1

For Children's Education Society®

As per our report of even date
for B.M.REDDY & Co. for S. VENKATESAN & Co.,

S. N. V. L. Narasimha Raju
PRESIDENT / S. P. Dhanu
SECRETARY

B. M. REDDY & Co.
Proprietor

S. VENKATESAN
Partner

Place : Bangalore
Date : 26-10-2017

M. No.21656
Firm Reg No.006643S

M.No. 9676
Firm Reg No.008708S

CHILDREN'S EDUCATION SOCIETY(Regd.)
40, I Phase, J P Nagar, Bangalore - 560 078

THE OXFORD COLLEGE OF ENGINEERING
10th Milestone, Bommanahalli, Hosur Road, Bangalore - 560068

INCOME & EXPENDITURE ACCOUNT FOR THE YEAR ENDED 31/03/2017

INCOME	Note	31/03/2017 Rs.	31/03/2016 Rs.
Fees Collections		23,85,17,217	22,26,54,966
Share of Surplus from The Oxford Hostel		49,33,879	43,32,519
Other Incomes	9	2,68,75,732	3,77,20,166
TOTAL	(I)	27,03,26,828	26,47,07,651

EXPENDITURE	Note	31/03/2017 Rs.	31/03/2016 Rs.
University Fees	10	78,26,135	80,32,575
Administration and Other Operating Expenses	11	2,14,89,879	2,80,04,580
Employee Benefit Expenses	12	9,08,52,440	9,31,34,356
Share of Deficit from T.O.Transport Dept.		14,502	74,096
Financial Expenses	13	6,45,757	10,80,906
Depreciation & Amortization Expenses	5	4,73,38,680	5,44,36,500
TOTAL	(II)	16,81,67,393	18,47,63,013

Excess/(Deficit) of Income over Expenditure
Trf to Capital Account (I-II)

10,21,59,435 **7,99,44,638**

For Children's Education Society®


As per our report of even date

for B.M.REDDY & Co.,

for S. VENKATESAN & Co.,

N.V.L. Narasimha Raju
PRESIDENT

J.P. Ramesh
SECRETARY


B.M. REDDY
Proprietor
M. No. 21656


S VENKATESAN
Partner
M.No. 9676

Place : Bangalore
Date : 26-10-2017

Firm Reg No.006643S

Firm Reg No.008708S

The Oxford College of Engineering
10th Milestone, Bommanahalli, Hosur Road, Bangalore - 560 068

Note - 1

Significant Accounting Policies

1. Accounts are prepared on historical cost convention and under accrual basis of accounting unless otherwise stated.
2. Fixed Assets are stated at cost of acquisition inclusive of duties, taxes incidental and direct expenses related to acquisition.
3. Depreciation is provided as per the rates provided in The Income Tax Act, 1961.
4. Investments are carried at cost. Interest on Investments is recognized on accrual basis.
5. Fees received from students for the Academic year commencing during the year is recognized as income for the year itself.
6. A sum of Rs 1,15,000/- represents provision towards audit fees.
7. Previous year figures have been regrouped/reclassified wherever necessary.


For Children's Education Society®

As per our report of even date
for B.M.REDDY & Co., for S.VENKATESAN & Co.,

S.N.V.L. Narasimha Reddy
PRESIDENT

J.P. Reddy
SECRETARY

Place : Bangalore
Date : 26-10-2017



B.M. REDDY
Proprietor
Membership No. 21656
Firm Reg. No. 006643S



S. VENKATESAN
Partner
Membership No. 9676
Firm Reg. No. 008708S

NOTES TO BALANCE SHEET as at 31/03/2017

NOTE - 2
CAPITAL ACCOUNT

PARTICULARS		31/03/2017 (Dr.) / Cr	31/03/2016 (Dr.) / Cr
By Balance B/d		42,49,53,875	47,98,31,672
To Excess/(Deficit) of Income over Expenditure - As per I/E A/c for the year		10,21,59,435	7,99,44,638
To Net Credit/(Debit) to Management		(10,05,67,968)	(13,48,22,435)
TOTAL - Balance C/d		42,65,45,343	42,49,53,875

NOTE - 3
SECURED LOANS

PARTICULARS	Note	31/03/2017	31/03/2016
LTD A/c.No.141007311000191		-	1,40,44,157
TOTAL		-	1,40,44,157

NOTE - 4
CURRENT LIABILITIES AND PROVISIONS

PARTICULARS	Note	31/03/2017	31/03/2016
Advance Tuition fees			
Advance Tuition fees - BE 2006-07 batch		-	6,58,810
Advance Tuition fees - BE 2007-08 batch		-	3,54,550
Advance Tuition fees - BE 2008-09 batch		1,30,090	5,59,910
Advance Tuition fees - BE 2009-10 batch		-	1,89,685
Advance Tuition fees - BE 2010-11 batch		-	42,72,610
Advance Tuition fees - BE 2011-12 batch		5,20,360	78,75,220
Advance Tuition fees - BE 2012-13 batch		1,42,590	22,81,440
Advance Tuition fees - BE 2013-14 batch		-	6,89,180
Advance Tuition fees - BE 2014-15 batch		6,16,180	10,66,860
Advance Tuition fees - BE 2015-16 batch		2,88,640	4,34,460
Advance Tuition fees - BE 2016-17 batch		4,30,000	
Advance Tuition fees - M Tech		50,000	
Sundry Creditors for supplies	4.1	8,23,396	11,24,114
Scholarship Payable		1,80,16,586	20,06,866
Amount refundable to Students		12,90,929	6,24,372
Balance c/d		2,23,08,771	2,21,38,077

Handwritten signature and circular stamp of the Chartered Accountants.

Handwritten signature and circular stamp of the Chartered Accountants.

THE OXFORD COLLEGE OF ENGINEERING
10th Milestone, Bommanahalli, Hosur Road, Bangalore - 560068

NOTES TO BALANCE SHEET as at 31/03/2017

NOTE - 4


CURRENT LIABILITIES AND PROVISIONS

PARTICULARS	31/03/2017	31/03/2016
Balance b/d	2,23,08,771	2,21,38,077
T D S on Salary	2,30,499	4,20,942
Employer's PF Payable	2,59,668	2,77,203
Employee's PF Payable	2,59,668	2,77,203
Library Caution Deposit	1,00,200	1,61,200
Employers State Insurance	97,703	42,020
Employees State Insurance	36,054	15,509
Professional Tax Payable	42,800	47,000
EDCIL Students 2015-16	-	63,405
		-
Provisions for Expenses		
Salary Payable	66,55,139	71,36,797
Provision for Project Expenses	4,10,894	5,13,830
Power Charges Payable	1,93,470	1,93,581
Audit fees Payable	1,15,000	1,15,000
Building Rent Payable	-	41,045
TOTAL	3,07,09,866	3,14,42,812

NOTE - 6

INVESTMENTS

PARTICULARS	31/03/2017	31/03/2016
V C C - 102003291000813 (Including Interest Accrued)	3,71,804	3,47,183
V C C - 102002411001088 (Including Interest Accrued)	2,32,970	2,15,019
V C C - 102002411001527 (Including Interest Accrued)	2,19,353	2,05,153
FD - 140502051002988	1,50,00,000	1,50,00,000
F D - 140503291002349	10,00,000	10,00,000
TOTAL	1,68,24,127	1,67,67,355




CHILDREN'S EDUCATION SOCIETY®
40, I PHASE, J P NAGAR, BANGALORE - 560 078

THE OXFORD COLLEGE OF ENGINEERING
10th Milestone, Bommanahalli, Hosur Road, Bangalore - 560068

NOTES TO BALANCE SHEET as at 31/03/2017

NOTE - 4.1
SUNDRY CREDITORS

PARTICULARS	31/03/2017	31/03/2016
M/s Cuboid	5,83,000	5,83,000
M/s Reprographics Technologies	26,333	-
M/s The Oxford Enterprises	25,792	-
M/s Velvite Grills	13,044	-
M/s G4S Secure Solutions (India) Private Ltd	-	1,96,004
M/s South (I) Facility Mgt Service	-	1,67,022
M/s Jai Hind Stationers	-	2,861
Retention Amount		
M/s ABB India Ltd.,	91,562	91,562
M/s Indian Aluminium Works	72,281	72,281
M/s Dexter Water Tech	11,384	11,384
TOTAL	8,23,396	11,24,114



NOTES TO BALANCE SHEET as at 31/03/2017

NOTE - 5
FIXED ASSETS

Sl. No.	Particulars	W.D.V as on 01/04/2016	Additions During the year	Total	Depreciation		W.D.V as 31/03/2017
					31/03/2017	31/03/2016	
1	Building at Bommanahalli	18,17,678	-	18,17,678	1,81,770	2,01,960	16,35,908
2	Building Ground To VII Floor	3,85,83,452	-	3,85,83,452	38,58,350	42,87,050	3,47,25,102
3	Building Annexe	32,10,57,717	-	32,10,57,717	3,21,05,770	3,56,73,080	28,89,51,947
4	Furniture & Fixtures*	84,74,606	-	84,74,606	8,47,460	9,41,620	76,27,146
5	Furnitures & Fittings - Annex Block	1,55,39,647	-	1,55,39,647	15,53,960	17,26,630	1,39,85,687
6	A C Unit	2,81,994	-	2,81,994	42,300	39,250	2,39,694
7	A V Equipment	14,45,703	-	14,45,703	2,16,860	2,55,120	12,28,843
8	Borewell	10,005	-	10,005	1,500	1,770	8,505
9	Lab Equipment*	2,14,45,198	-	2,14,45,198	32,16,780	37,84,450	1,82,28,418
10	Library Books	62,83,418	960	62,84,378	9,42,660	11,08,690	53,41,718
11	Lifts	5,82,576	-	5,82,576	87,390	1,02,810	4,95,186
12	Office Equipment	17,74,175	6,95,556	24,69,731	3,19,880	3,10,150	21,40,851
13	Plant & Machinery	19,98,756	-	19,98,756	2,99,810	3,52,720	16,98,946
14	Pumpset & Motors	2,400	-	2,400	360	420	2,040
15	Water Treatment Plant	3,66,065	-	3,66,065	54,910	64,600	3,11,155
16	Telephone Instrument	40,147	-	40,147	6,020	7,090	34,127
17	Solar Water Heater	6,62,605	-	6,62,605	99,390	1,16,930	5,63,215
18	A C Units - Annex Block	98,10,168	-	98,10,168	14,71,530	17,31,210	83,38,638
19	Lift - Annex Block	66,17,230	-	66,17,230	9,92,580	11,67,750	56,24,650
20	Computers	6,90,522	11,300	7,01,822	4,17,700	10,35,790	2,84,122
21	Software*	8,33,936	-	8,33,936	5,00,360	12,50,910	3,33,576
22	Computer Networking - Annex Block	1,68,421	-	1,68,421	1,01,050	2,52,630	67,371
23	Vehicle- KA-51/A-9405(WATER TANK)	1,35,284	-	1,35,284	20,290	23,870	1,14,994
	GRAND TOTAL	43,86,21,703	7,07,816	43,93,29,519	4,73,38,680	5,44,36,500	39,19,90,839

For Children's Education Society ®

S.N.V.L. Narasimha Raju
PRESIDENT

J.P. Ravula
SECRETARY

As per our report of even date
for B.M.REDDY & Co.,
B.M.REDDY
Proprietor
M.No.21656
Firm Reg No.006643S

for S.VENKATESAN & Co.,
S.VENKATESAN
Partner
M.No. 9676
Firm Reg No.008708S

Place: Bangalore
Date : 26-10-2017



CHILDREN'S EDUCATION SOCIETY®
40, I PHASE, J P NAGAR, BANGALORE - 560 078

THE OXFORD COLLEGE OF ENGINEERING
10th Milestone, Bommanahalli, Hosur Road, Bangalore - 560068

NOTES TO BALANCE SHEET as at 31/03/2017

NOTE - 7
CURRENT ASSETS, LOANS & ADVANCES


PARTICULARS	31/03/2017	31/03/2016
Fees Receivable	50,69,765	22,55,660
BESCOM-Additional Security Deposits	13,66,030	13,66,030
Security Deposite in AICTE	12,00,000	12,00,000
Advance Paid to University	7,15,000	4,40,000
Caution Deposit - Redy Filling Station -Diesel	1,00,000	1,00,000
General Advance	20,255	-
Rental Deposit - Bhavesh P Shah	-	3,37,500
English Learning Fees Receivables - M/S Kings learning	(1,01,998)	60,002
Advance paid to Suppliers :		
M/s Allied Digital Service Pvt Ltd	15,39,688	15,39,688
M/s B S Pyromatic India (P) Ltd	9,00,000	9,00,000
M/s Unimech Systems (Bangalore) Pvt Ltd	2,25,000	-
M/s Cadmax Solution Pvt Ltd	1,50,150	-
M/s Cranes Software Int	1,39,500	-
M/s Ether Global Service Pvt Ltd	1,10,000	-
M/s Venurt Technology Solution Pvt Ltd	1,07,100	-
M/s Kone Elevators India Pvt Ltd	1,07,000	1,07,000
M/s C L Educate limited	1,00,000	1,00,000
M/s Abdul Qayum	50,000	-
M/s Aadhya Didactics Private Ltd	32,000	-
M/s Frax Electro System	25,000	-
TOTAL	1,18,54,490	84,05,880



NOTES TO BALANCE SHEET as at 31/03/2017

NOTE - 8
CASH AND BANK BALANCES

Particulars	31/03/2017	31/03/2016
Cash	3,303	42,137
Vijaya Bank SB A/c No.5069	1,91,82,840	-
Vijaya Bank SB A/c No.15	1,05,20,750	21,80,562
Vijaya Bank SB A/c No.5061	36,50,830	-
Vijaya Bank SB A/c No.780	17,99,120	-
Vijaya Bank SB A/c No.570	7,30,496	14,47,364
Vijaya Bank SB A/c No.3837(Endowment Fund)	2,12,469	92,351
Vijaya Bank SB A/c No.2946	1,07,772	59,049
Vijaya Bank SB A/c No.3181	1,05,718	1,01,925
Vijaya Bank SB A/c No.3276	92,380	1,53,217
Vijaya Bank SB A/c No.4363	74,538	71,863
Vijaya Bank SB A/c No.2534	40,828	88,202
Vijaya Bank SB A/c No.8070	32,779	1,68,188
Vijaya Bank SB A/c No.3231	22,748	21,931
Vijaya Bank SB A/c No.3344	10,636	39,071
Vijaya Bank SB A/c No.2535	1,847	33,535
Vijaya Bank SB A/c No.1913	-	18,80,995
Vijaya Bank SB A/c No.3177	-	12,085
Vijaya Bank SB A/c No.3184	-	1,25,698
Vijaya Bank SB A/c No.3185	-	1,23,361
Vijaya Bank SB A/c No.3183	-	4,372
SLMCB - SB.12333	-	1
Amount wrongly credited by Bank	(3,300)	
TOTAL	3,65,85,753	66,45,907



CHILDREN'S EDUCATION SOCIETY(Regd.)

40, I Phase, J P Nagar, Bangalore - 560 078

THE OXFORD COLLEGE OF ENGINEERING

10th Milestone, Bommanahalli, Hosur Road, Bangalore - 560068


NOTES TO INCOME & EXPENDITURE as at 31/03/2017

NOTE - 9
OTHER INCOME

Particulars	31/03/2017	31/03/2016
Pre Placment Training Fee	1,79,87,000	2,47,91,500
Miscellaneous Income	21,22,230	25,94,269
Internet Access Collections	16,77,000	20,79,920
Interest on Deposits	11,59,861	14,16,093
Kings learning classes rent	9,99,996	9,99,999
SB Interest	9,89,647	5,40,775
Smart Card fees	8,25,400	17,41,500
Application & Prospectus Fees	4,79,250	5,31,900
Fine Collected	2,64,368	79,738
Miscellaneous Income - EDCIL Students	2,32,900	9,81,849
Project Grants Received	1,38,080	18,61,238
Interest on BESCOM Deposit	-	1,01,385
TOTAL	2,68,75,732	3,77,20,166

NOTE - 10
UNIVERSITY FEES

Particulars	31/03/2017	31/03/2016
E-Learning fees	19,13,000	20,45,000
Sports Development fees	18,83,600	18,39,575
Consortium Annual Membership Fees	16,20,500	-
Registration & Renewal fees	7,18,870	11,44,500
University Registration fees	4,28,700	15,54,500
Processing fees	2,75,000	50,000
Eligibility fees	2,53,500	3,09,000
Affiliation fees	1,70,000	3,21,500
Teachers Development fees	1,39,925	1,37,175
University Development Fund fees	1,04,600	1,17,000
Inspection fees	1,02,500	25,000
Indian Red Cross Society	85,335	32,955
Sports fees	50,400	54,650
Students Development fees	26,925	27,325
Cultural Activities fees	25,200	27,325
Annual fees	15,000	
Carrier Guidance & Service fees	10,080	10,930
Application fees	3,000	11,500
Increase of Intake	-	1,20,000
Extension of Affiliation fees	-	80,000
Approval Fee	-	50,000
NSS Bhavan Fee	-	40,640
Rearch Centre Approval Fee	-	34,000
TOTAL	78,26,135	80,32,575




THE OXFORD COLLEGE OF ENGINEERING

10th Milestone, Bommanahalli, Hosur Road, Bangalore - 560068

NOTES TO INCOME & EXPENDITURE as at 31/03/2017

NOTE - 11

ADMINISTRATION AND OTHER OPERATING EXPENSES

Particulars	31/03/2017	31/03/2016
Advertisement Expenses	28,44,167	10,21,665
Power charges RR No. 1126404S8HT60	25,29,031	20,02,535
Placement Traing and Consultancy	18,24,624	29,40,152
Security Charges	17,64,034	25,10,196
Diesel for Engg Buses	16,67,369	24,56,287
House Keeping Expenses	16,66,694	20,41,885
Repairs & Maintenance	14,52,515	8,34,003
Diesel for Water Tanker	10,96,982	7,39,258
Telephone Expenses	9,78,747	8,86,905
Printing & Stationery	9,45,293	11,89,046
Annual/Inaugural/Felicitation	6,61,529	7,26,740
Annual Maintenance Charges	5,45,068	15,22,441
Pooja Expenses	4,41,161	6,08,619
Sports Expenses	4,01,434	1,70,845
Office Maintenance	3,67,947	1,44,020
Lab Maintenance & Consumables	3,18,605	8,65,851
Seminar/Workshop/Competition	2,80,062	2,46,682
Building Insurance Premium	1,68,751	1,67,284
Staff Welfare Expenses	1,68,490	2,04,617
Travelling & Conveyance	1,60,118	97,384
Generator Maintenance	1,53,814	6,87,691
Project Expenses	1,38,080	18,61,238
Spot Admission Expenses	1,22,500	-
Audit fees	1,15,000	1,15,000
Bank Charges	1,04,486	77,698
Membership & Subscription fees	1,00,000	2,07,363
Guest Lecture Expenses	92,564	1,51,050
Student Welfare Expenses	90,000	1,22,520
Inspection Expenses	87,588	3,72,241
Building Rent -Bhavesh P Shah	82,090	4,71,035
News Paper & Periodicals	34,038	9,67,802
Postage & Telegram	32,310	43,574
Interest on TDS & Other charges	32,034	1,14,102
Professional Tax Renewal fees & Expenses	17,205	-
Legal & Consultancy Charges	5,550	12,19,000
Examination Expenses	-	16,712
KRLMP - Expenses	-	2,00,000
Professional Charges	-	1,140
TOTAL	2,14,89,879	2,80,04,580



CHILDREN'S EDUCATION SOCIETY(Regd.)

40, I Phase, J P Nagar, Bangalore - 560 078

THE OXFORD COLLEGE OF ENGINEERING

10th Milestone, Bommanahalli, Hosur Road, Bangalore - 560068

NOTES TO INCOME & EXPENDITURE as at 31/03/2017

NOTE - 12

EMPLOYEE BENEFIT EXPENSES

Particulars	31/03/2017	31/03/2016
Salary	8,65,53,602	8,71,15,491
Employer's contribution to EPF	31,09,296	31,79,063
Employer's contribution to ESI	5,89,542	4,73,062
Remuneration to President	6,00,000	-
Staff Remuneration	-	17,66,740
Remuneration to Director	-	6,00,000
TOTAL	9,08,52,440	9,31,34,356

NOTE - 13

FINANCIAL EXPENSES

Particulars	31/03/2017	31/03/2016
Interest on LTD - 141007311000191	6,45,757	5,44,157
Interest on LTD - 141007311000165		5,36,749
TOTAL	6,45,757	10,80,906

